





Corrective Action Form

NC: Non-conformity. CA: Corrective action.

NC classification:

Essential requirements → Major / Important requirements → Minor / Recommendation → Recommendation

Major NC(s)	<input checked="" type="checkbox"/>	Implementation within 3 months	Form 08.01 Rev.02 – dated April 23 rd , 2019
Minor NC(s)	<input type="checkbox"/>	Proposal within three weeks	
Recommendation(s)	<input type="checkbox"/>	To be checked during the following audit (3 years)	

Ref. Check list:		Company name:	
Audit date: 18-12-2020	CB: SGS Lanka (Pvt) Ltd	J. P. Fresh Products	
Ref. Requirement: 3.1.4 of FOS CoC & 8.1.4 of FOS wild	Auditor: Mr. Buddhika Tissera 	Site(s) audited: Factory- No. 197/8A, Padre Pio Mw, Thaladuwa, Negombo, Sri Lanka	
NC notification date: 18-12-2020	Notified by: Mr. Buddhika Tissera	Contact person: Mr. Gamini Ekanayake 	
Deadline: 18-03-2021	Checked by:	Contact details: quality_jppro@slt.lk	
Date of proposal:	Accepted by the CB: Yes <input type="checkbox"/> No <input type="checkbox"/>		
Type of audit:			
Initial <input checked="" type="checkbox"/> Additional <input type="checkbox"/>			
Surveillance <input type="checkbox"/> Recertification <input type="checkbox"/>			

Description of NC(s) and/or recommendation(s)				
NC classification	N° Requirement	NC Description	CA Description*	Accepted (Y/N)
Major	Apply safety measures required by the law	Training has to be given on health, safety and firstaid	Implementations	

* The CB shall specify if the CA is related to a proposal or an implementation. In the case of implementation, the auditor is kindly asked to provide below the title(s) of document(s) attached as evidence to this form.



Explanation of the factors that allowed the NC(s):	
N° Requirement	Explanation
	Training has not given on health, safety and firstaid

Explanation of the CA(s) required to ensure that a similar NC does not re-occur:	
N° Requirement	Explanation
	Training was given on Health & Safety and firstaid

Date of closing out of each CA and explanation on how the problem was solved:	
N° Requirement	Date and Explanation
	Training was given on Health & Safety and firstaid on 21st December 2020. Training program was added to internal annual training schedule.

JP FRESH PRODUCTS



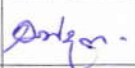


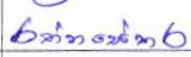



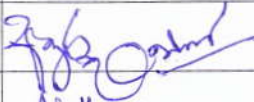







197/8A, PADRE PIO MAWATHA, THALADUWA, NEGOMBO, SRI LANKA.

INTERNAL TRAINING PROGRAM RECORDS


Date: 21/12/2020

Duration: - 3 hr 30 min .

Program: Basic first Aid for Medical Emergencies .
Health & Safety

No	Name	Designation	Signature
1	Kithsiri Fernando	Supervisor	
2	Krishan Mirenda	R. Supervisor	
3			Chandana
4	Dushyantha	Q.C (Lab)	
5	Mayera	P. Supervisor	
6			
7	Anton		Ah
8	W. Lunathin		
9			Marlon
10	Anura Kulasekma	P. Executive	
11	Ajith		
12	Luizina Silva		
13			
14			
15	S.D. Wanigasekma	A.Q.M	

Conducted by: QAM

Signature : 

















JP FRESH PRODUCTS

197/8A, PADRE PIO MAWATHA, THALADUWA, NEGOMBO, SRI LANKA.

INTERNAL TRAINING PROGRAM EVALUATION

Questions: Training of Basic first aid for medical emergencies, Health & Safety


1. What are the four Basic rules in first aid.....
2. What are main basic aids at the factory premises.....
3. What are first aid procedure for Eye injuries?, Burns?, Broken bones?,
- Heat exhaustion? Fainting? Cuting?.....
4.

No	Name	Designation	Signature
1	Kithsiri Fernando	Supervisor	
2	Krishan murenda	R. supervisor	
3			Chandam
4	Dushyantha	Q.C (Lab)	
5	Mayura	P. supervisor	
6	Ganodanab		
7	Anton		Ah
8	W. Lunanthu		
9			Marlon
10	Anura Kulasekara	P. Executive	
11	Ajith		
12	Thilina Silva		
13			
14			
15	S. D. Manjasekara	A-Q.M	

The answers of the above trainees are in acceptable level.

Verified by: 

HEALTH & SAFETY AND BASIC FIRSTAID FOR MEDICAL EMERGENCIES



QUALITY ASSURANCE DEPARTMENT
JP FRESH PRODUCTS

BLR

Session Objectives


- ☒ Recognize the benefits of obtaining first-aid and CPR certification
- ☒ Identify proper procedures for a variety of medical emergencies
- ☒ Assist in administering first aid when a co-worker is injured
- ☒ Do no further harm

Prequiz: True or False?


- F** After an accident, immediately move the victim to a comfortable position.
- F** If a person is bleeding, use a tourniquet.
- T** Signs of a heart attack include shortness of breath, anxiety, and perspiration.
- F** All burns can be treated with first aid alone; no emergency medical attention is necessary.

Help! Emergency!

•Minutes could make a difference



Four Basic Rules



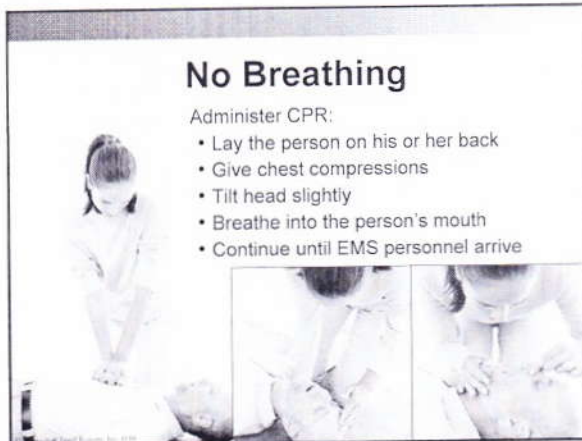
Assess the Scene

- ☒ Evaluate the scene
- ☒ Assess safety
- ☒ Prioritize care
- ☒ Check for medical alert tags
- ☒ Do head-to-toe check
- ☒ Move only if necessary

No Breathing

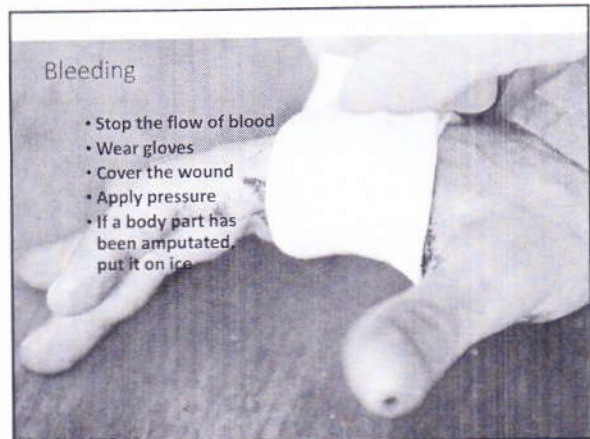
Administer CPR:

- Lay the person on his or her back
- Give chest compressions
- Tilt head slightly
- Breathe into the person's mouth
- Continue until EMS personnel arrive



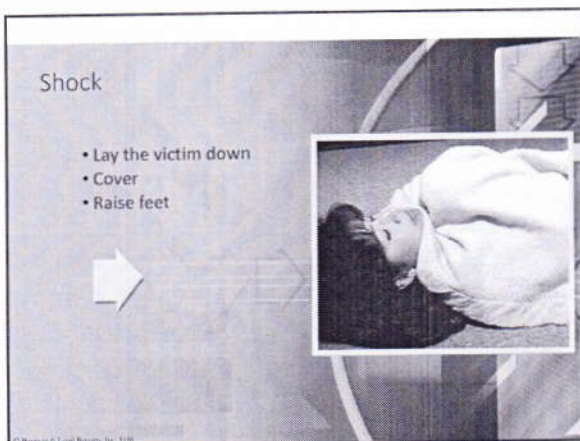
Bleeding

- Stop the flow of blood
- Wear gloves
- Cover the wound
- Apply pressure
- If a body part has been amputated, put it on ice



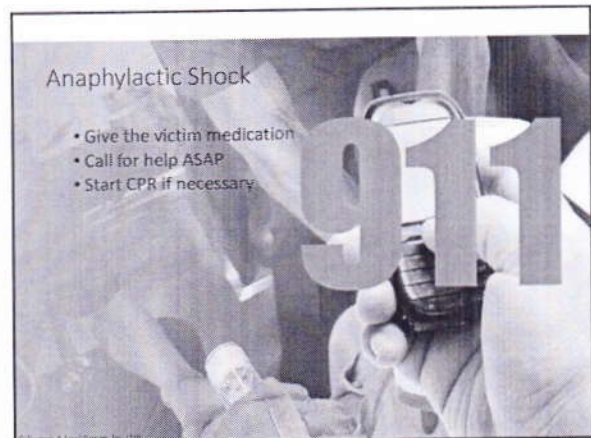
Shock

- Lay the victim down
- Cover
- Raise feet



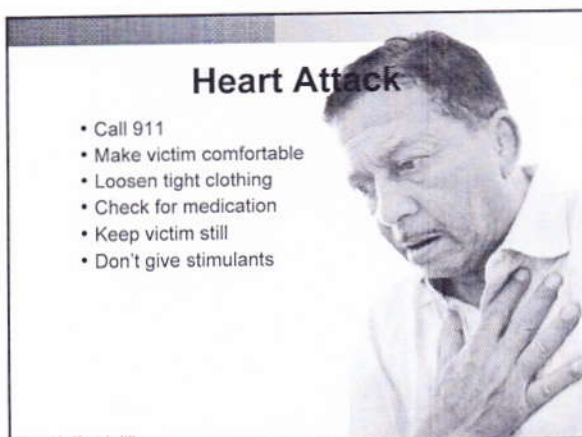
Anaphylactic Shock

- Give the victim medication
- Call for help ASAP
- Start CPR if necessary



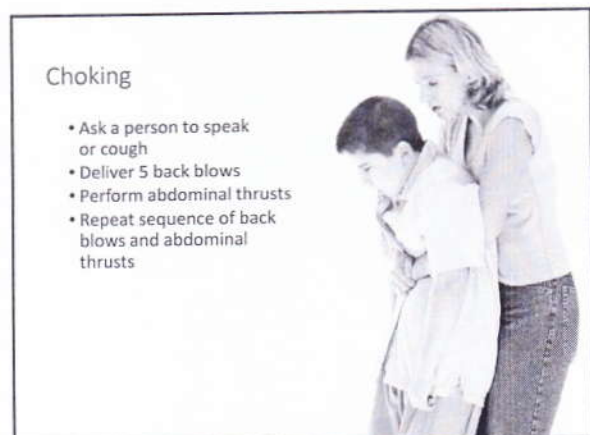
Heart Attack

- Call 911
- Make victim comfortable
- Loosen tight clothing
- Check for medication
- Keep victim still
- Don't give stimulants



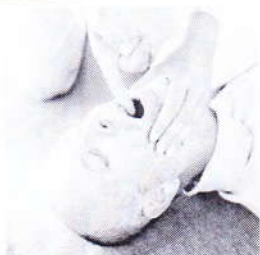
Choking

- Ask a person to speak or cough
- Deliver 5 back blows
- Perform abdominal thrusts
- Repeat sequence of back blows and abdominal thrusts



If Abdominal Thrusts Don't Work

- Call 911
- Finger sweep
- Abdominal thrusts
- Check ABCs
- Perform CPR if not breathing



Electrical Shock

1. Don't touch!
2. Turn power off
3. Call 911
4. Remove person from live wire
5. Check for breathing



Exercise

Match the problem with the correct first-aid procedure.

Bleeding	CPR
Choking	Elevate feet
No breathing	Keep victim still
Heart attack	Direct pressure
Shock	Abdominal thrusts

Sweeten deal

Review

Do you understand first-aid procedures for:

- No breathing?
- Bleeding?
- Shock?
- Heart attack?
- Choking?
- Electrical shock?



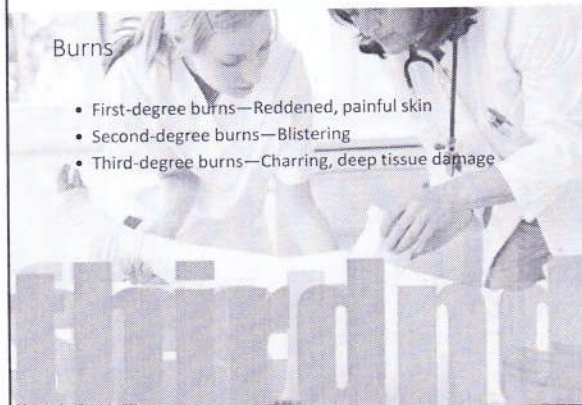
Eye Injuries

- Splashes
- Particles in eye
- Blow to eye
- Cuts near eye
- Penetrating objects



Burns

- First-degree burns—Reddened, painful skin
- Second-degree burns—Blistering
- Third-degree burns—Charring, deep tissue damage




Exposure to Hazardous Materials

- Eyes
- Skin
- Inhalation
- Ingestion



Broken Bones

- Look
- Ask
- Treat for shock



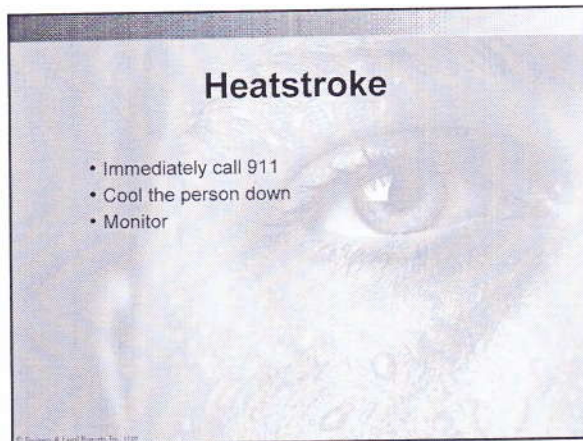
Heat Exhaustion

- Move to cool place
- Lay victim down
- Elevate feet
- Loosen clothing
- Give fluids
- Apply cool compresses



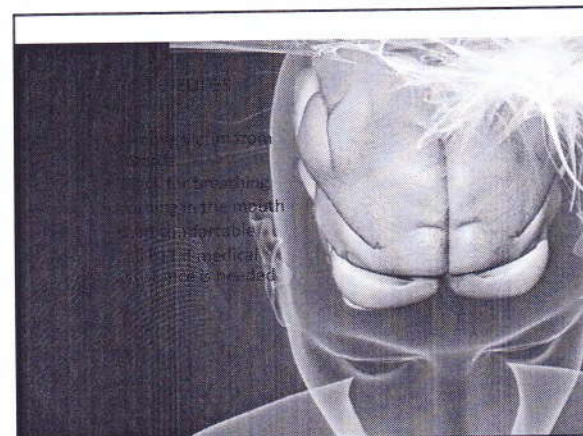
Heatstroke

- Immediately call 911
- Cool the person down
- Monitor



Fainting

- Check for breathing
- Administer CPR if necessary
- Call 911 if more than a few minutes
- If conscious, lay the victim down with feet elevated



Exercise

Multiple choice

- | | |
|------------------------------------|--|
| Which is the worst kind of burn? | a. First degree
b. Third degree |
| For a particle in the eye: | a. Flush with water
b. Rub eye |
| For inhalation of vapors or gases: | a. Induce vomiting
b. Move to fresh air |
| For heatstroke: | a. Call 911
b. Don't call 911 |

© Pearson Education, Inc. 1116

Review

Do you understand first-aid procedures for:

- Eye injuries?
- Burns?
- Exposure to hazardous materials?
- Broken bones?
- Heat exhaustion and heatstroke?
- Fainting?
- Epileptic seizures?



© Pearson Education, Inc. 1117

KEY POINTS to Remember!

- ☒ Medical emergencies can happen anytime.
- ☒ Act quickly, calmly, and correctly.
- ☒ Consider being certified in first aid and CPR.

© Pearson Education, Inc. 1118