



## **Friend of the Sea Performance Indicators – Objectives, results and outcomes.**

The objective of the Friend of the Sea project is the conservation of environmental resources, in particular those which are part of the marine ecosystem. The scope of this project with detailed information regarding its objectives is available in the Scheme, Scope and Objectives. In the present document, the Friend of the Sea project makes publicly available its performance indicators.

During the annual meetings of the Advisory Board, a management review is made to reflect on the objectives, results and outcomes of the Friend of the Sea project. Thus, the Advisory Board members, the Board of Directors and the Technical and Scientific Department review and update the list of the Friend of the Sea Performance Indicators. All decisions are guided by the insights of the Advisory Board members and taken using a consensus principle.

In order to revise the procedures and practices of the project, the management review aims at:

- Verifying achievement of yearly objectives;
- Definition of following year objectives;
- Inclusion of additional objectives;
- Exclusion of existing objectives;
- Review of available evidence in support of performance results.

Whenever updated, the performance indicators of the project are shared with the members of the Technical Committee.



**Table 1.** Project Friend of the Sea: Performance Indicators from 2018 until now.

Parameter	Aims 2018	Results 2018	Aims 2019	Results 2019
<b>1. Governance</b>				
Advisory Board	Restructuring of the Advisory Board	Advisory Board established with 4 members	Conduct more than one annual performance review to improve the effectiveness of FOS project	
Technical Committee	Restructuring of the Technical Committee	Technical Committee 2019-2022 established with 19 members	Involve the new members in the next revision processes and strengthen the standards	
Procedures	Updating of several procedures according to GSSI benchmark tool	Improvement of several procedures to make them clearer to stakeholders	Updating of several procedures according to GSSI benchmark tool	
Website	Develop a new platform	Draft of the new platform	New platform	Online and under improvement
<b>2. Standards improvement</b>				
Wild Standard and Audit Guidance	Updating according to GSSI benchmark tool and new requirements	Improvements to carry out the revision process	Conduct the revision process of the draft version	
<b>3. Annual report</b>				
Annual report	Summary of FOS project results 2017-2018	Publicly available	Summary of FOS project results 2018-2019	



<b>4. Scientific Projects</b>				
Fish welfare	Conduct the first visits to the farms	Final assessment of the first visits and planning of the second visits	Conclude the second visits and elaborate the requirements for fish welfare in aquaculture	
DNA Barcoding	Planning the partnership with FEM2-Ambiente	Draft of the procedure	Start the testing phase with the certified companies	
<b>5. Online projects</b>				
Webinar	Structure the planning in partnership with the webinar project	Planning of several webinars to be carried out in 2019	Conduct up to 9 webinars throughout the year	Webinars realized until the end of February: Fish welfare, Dolphin Safe update and Sustainable Restaurants
<b>6. Pilot projects</b>				
Sustainable Restaurants	Develop the project	Partnership with 80 restaurants	Partnership with 1.000 restaurants	
Sustainable Aquariums	Marketing investigation	Draft of a new standard	Develop the project	
Dolphin and whale watching	Improve the standard	Draft of a new standard	New version of the standard	
<b>7. Educational projects</b>				
School awareness	Planning the partnership with Verdeacqua	Draft of the project	Develop the project	



## 8. Conservation projects

Sturgeon	Conduct the project in partnership with the Italian Sport Fishing Association (FIPSAS)	Over 15,000 micro-chipped sturgeons from the Friend of the Sea-certified caviar company Storione Ticino have been introduced into the main rivers of Northern Italy		
----------	--	---	--	--



**Table 2.** Friend of the Sea Performance Indicators from 2008 to 2017.

Objective	Parameter	Results 2008-16	Aim 2017	Results H1 2017
<b>1. Fish populations</b>				
<b>1.1 Stock Status</b>	Number and direction of changes of Stock Status for areas and species approved.	Positive 2 (SWF IO, YF ETP) Negative 1 (YF IO) Total +1	+2 Bring back YF IO to Positive	Some FOS fisheries have implemented measures to bring back IO to MSY. (Evidence from SOVETCO)  Compared to Froese assessment of FOS approved fisheries, 5 of the 6 fisheries considered overexploited are not anymore FOS approved. (See Froese study and update).
<b>1.2 Discards</b>	Tons of discards avoided as consequence of FOS Corrective Actions	None	100 MT Introduce more stringent requirement	Under assessment  Requirements stricter according to new checklist.
<b>1.3 Fisheries Management</b>	Nr of fisheries which improved their management practices as consequence of FOS Corrective Actions	Not Available	Improve performance data collection for this objective.  Improve 1 fishery.	Under assessment  Requirements stricter according to new checklist
<b>2. Habitats</b>				



<b>2.1 Seabed Impact</b>	Hectars of seabed habitat protected as consequence of FOS Corrective Actions	None	10000 ha Introduce more stringent requirement	Under assessment  Requirements stricter according to new checklist
<b>3. Ecosystems</b>				
<b>3.1 Use of antibiotics</b>	Amount of antibiotics reduced as a consequence of FOS Corrective Actions	-	Collect Data	
<b>3.2 CFC</b>	Number of Ozone Depleting plants corrected as a consequence of FOS Corrective Actions	Portugal: 1		
<b>3.3 Beach Cleaning</b>	Nr of Projects and Tons Collected	Philippines: 1 Italy: 4 16 MT	50 MT	
<b>4. Water</b>				
<b>4.1 Waste Management</b>	Waste type and amount which was saved from not proper management as consequence of FOS Corrective Actions	Portugal/Azores: 1 Ton per year	10 Tons per year  Upgrade requirements to Essential	
<b>5. Energy</b>				
<b>5.1 Fuel Efficiency</b>	Fuel saved and energy sources improved as a consequence of FOS Corrective Actions	-	Collect Data	
<b>6. Endangered species</b>				
<b>6.1 Projects</b>	Estimated number of individuals or MT saved as	Northern Offshore Spotted, Eastern Spinner, Northern	Increase MT of sharks and turtles with Non	Contributed to the reintroduction of 1365 endangered sturgeons in Italian







	consequence of FOS Corrective Actions	Whitebelly Spinner, Central Common, Southern Offshore Spotted, Northern Common, Southern Common, Southern Whitebelly Spinner: Approx 80.000 per year (IATTC data)  Sharks, various: 70 MT per year (data from Azti observers reports)	Entangling FADs	rivers, in collaboration with FIPSAS and FOS certified company.
<b>7. Biodiversity</b>				
<b>7.1 Funded Conservation Projects</b>	Nr of Projects per Species and donation value	Coral propagation (Fiji): 1 – 1.000 Euros  Albatross RSPB (UK): 1 – 500 Euros  Monk Seal LIPU (Italy): 1 – 1000 Euros  Whale Shark (Maldives): 1 – 1000 Euros	20.000 euros	Sturgeon Conservation Project: 5.000 Euros  Whales collisions campaign (evidence of results achieved in attachment)
<b>8. Social Standards</b>				
<b>8.1 Social Accountability</b>	Social Standards improved as a consequence of FOS Corrective Actions	PNG: Courses on proper salary spending		
<b>8.2 School Awareness</b>	Nr of children and kids reached	Hong Kong: 100 children	10 activities	Activities carries out also in Biella



		Italy: 600 children. 100 University students	7000 children  1000 students	(600 children) and Switzerland (100 children). More planned in Italy in 2017.
<b>9. Legal Conformance</b>				
<b>9.1 Illegal, unreported and unregulated fishing (IUU)</b>	Nr of IUU vessels notified in the course of audit Nr of IUU vessels which registered as a consequence of FOS Corrective Actions	Colombia: 3 Indonesia: 20  (eg: Corrective Actions from PT KCBS)		
<b>9.2 Flag of Convenience (FoC)</b>	Nr of FoC vessels notified in the course of audit Nr of IUU vessels which registered as a consequence of FOS Corrective Actions	Belize: 1 Bolivia: 1		



**Table 3.** Versions of the present document adopted in the preceding period.

<b>Date of revision</b>	<b>Revision Nr</b>	<b>Person who modified this document</b>	<b>Role of the person who modified this document</b>	<b>Signature for approval of the Director of Friend of the Sea</b>
01/02/2016	1	Paolo Bray	Director	
22/02/2016	2	Paolo Bray	Director	
18/07/2017	3	Paolo Bray	Director	
05/11/2018	4	Paolo Bray	Director	
07/03/2019	5	Paolo Bray	Director	